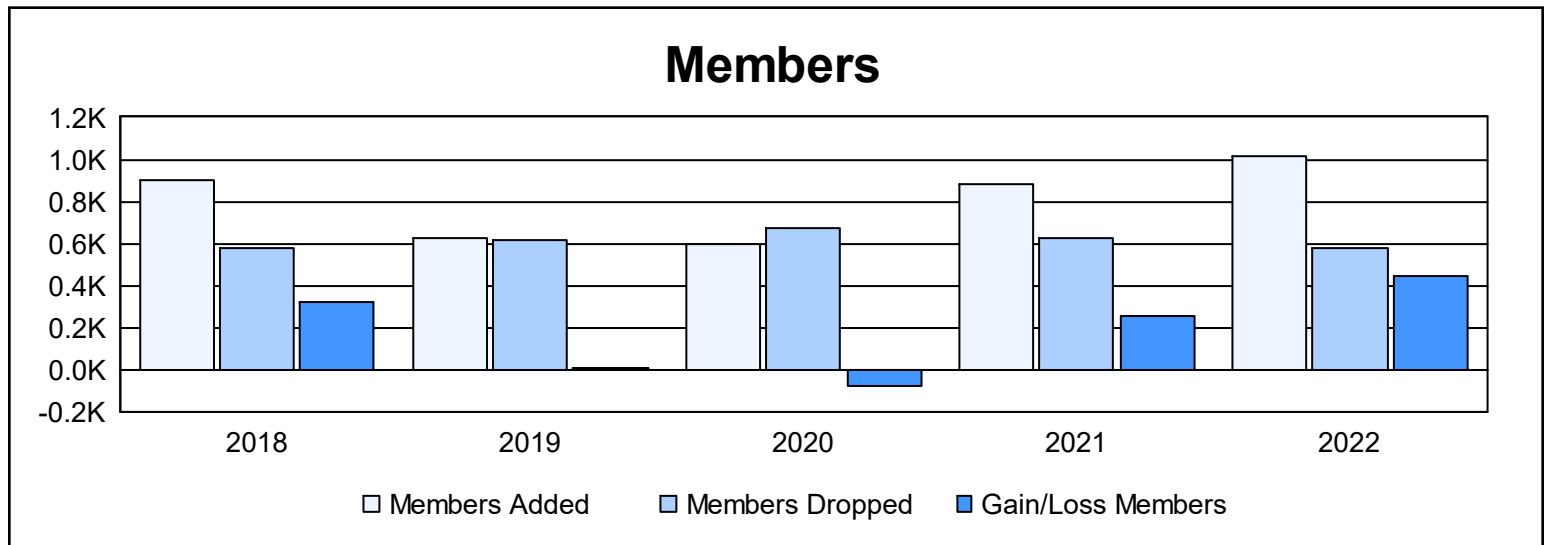
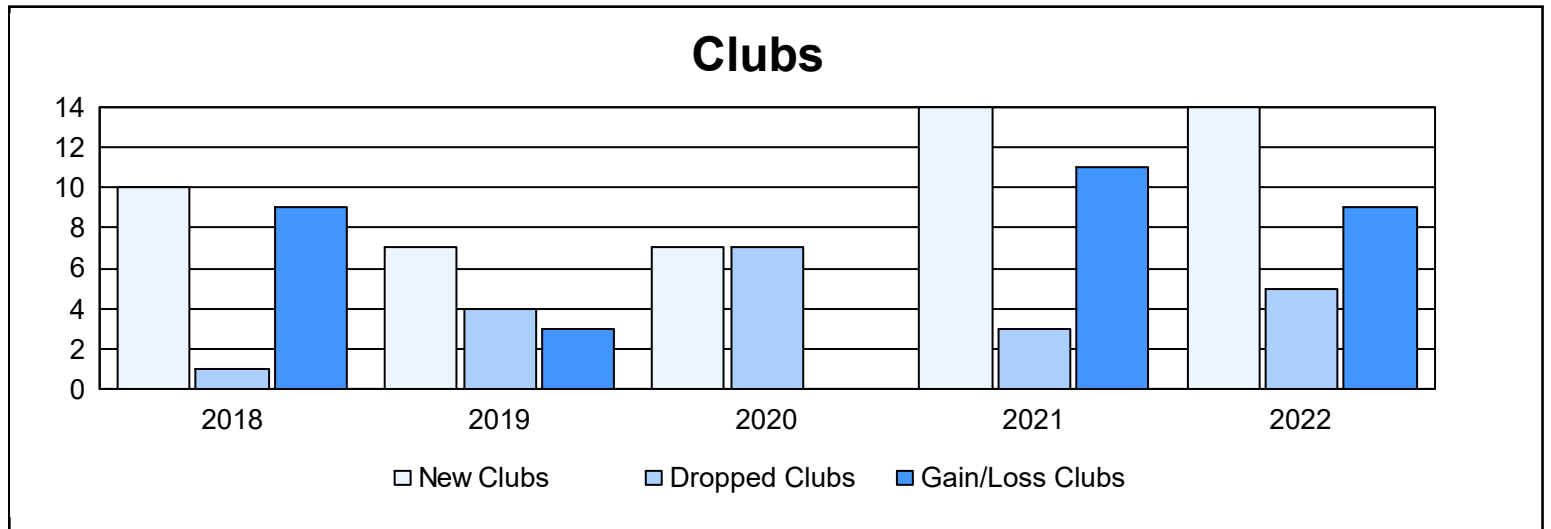
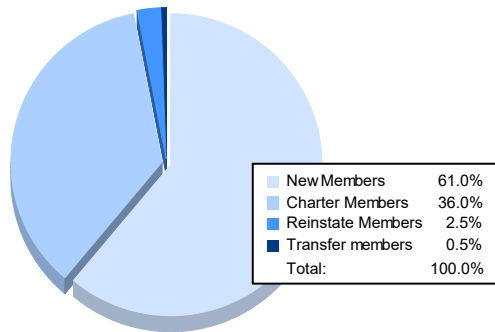


| Year | New Clubs | Dropped Clubs | Gain/ Loss Clubs | New Members | Charter Members | Reinstate Members | Transfer Members | Total Member Added | Total Members Dropped | Gain/ Loss Members |
|----------------|-----------|---------------|------------------|-------------|-----------------|-------------------|------------------|--------------------|-----------------------|--------------------|
| 2017-2018 | 10 | 1 | 9 | 552 | 321 | 23 | 3 | 899 | 576 | 323 |
| 2018-2019 | 7 | 4 | 3 | 363 | 241 | 12 | 5 | 621 | 616 | 5 |
| 2019-2020 | 7 | 7 | 0 | 398 | 167 | 24 | 3 | 592 | 674 | -82 |
| 2020-2021 | 14 | 3 | 11 | 485 | 352 | 31 | 12 | 880 | 626 | 254 |
| 2021-2022 | 14 | 5 | 9 | 622 | 367 | 25 | 5 | 1,019 | 577 | 442 |
| Average | 10 | 4 | 6 | 484 | 290 | 23 | 6 | 802 | 614 | 188 |



Membership Composition June 2022 Cumulative



Gender Composition June 2022 Cumulative

